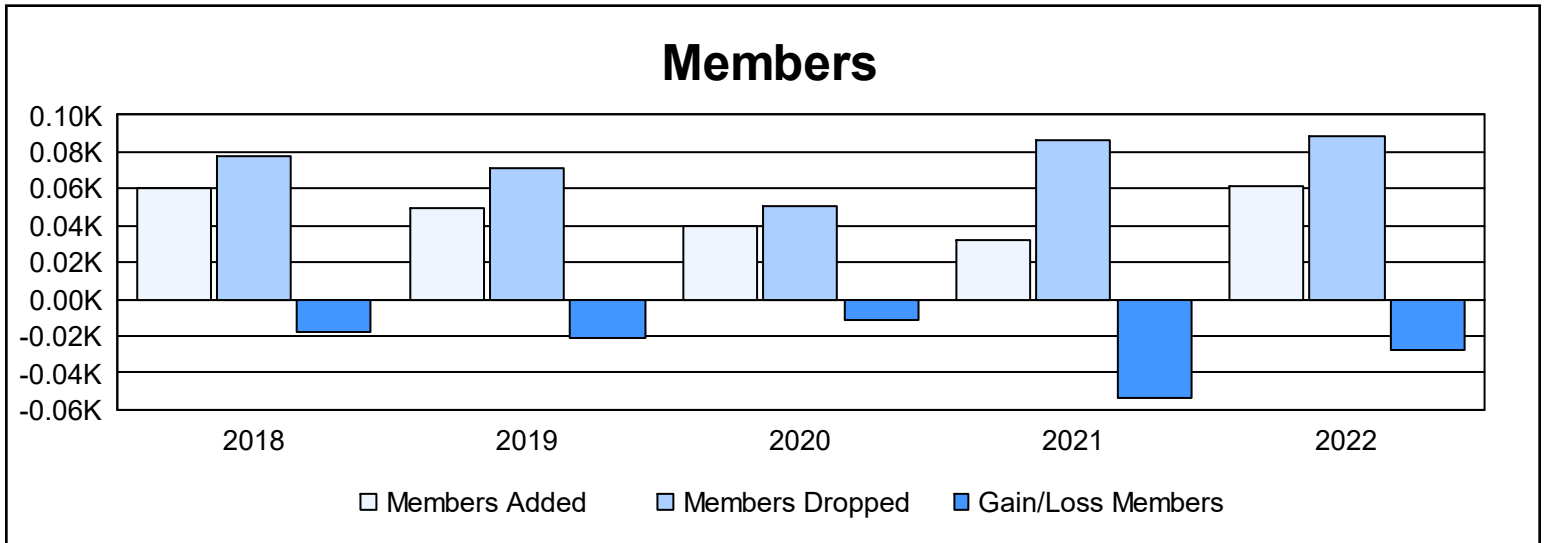
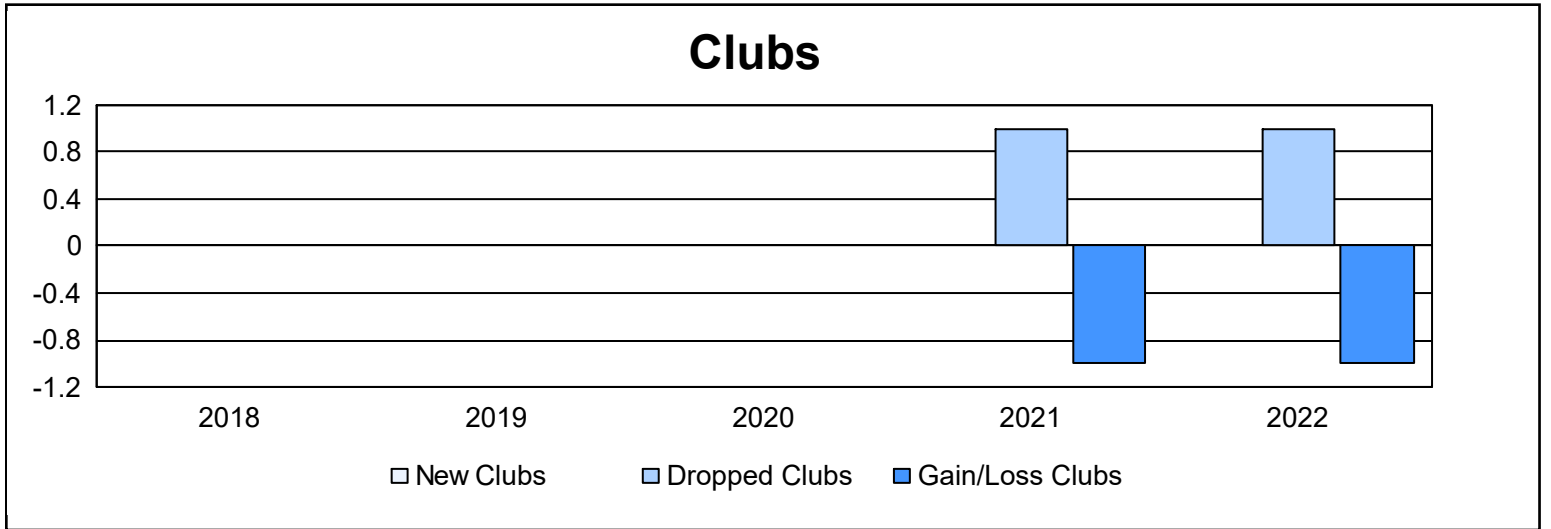
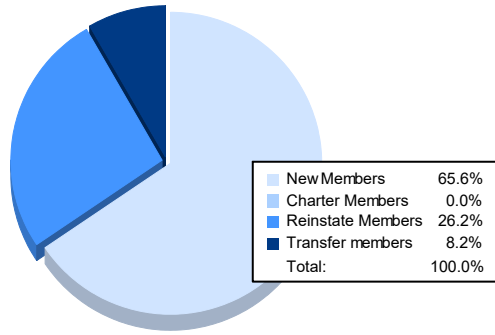


| Year           | New Clubs | Dropped Clubs | Gain/ Loss Clubs | New Members | Charter Members | Reinstate Members | Transfer Members | Total Member Added | Total Members Dropped | Gain/ Loss Members |
|----------------|-----------|---------------|------------------|-------------|-----------------|-------------------|------------------|--------------------|-----------------------|--------------------|
| 2017-2018      | 0         | 0             | 0                | 51          | 0               | 5                 | 4                | 60                 | 78                    | -18                |
| 2018-2019      | 0         | 0             | 0                | 47          | 0               | 1                 | 2                | 50                 | 71                    | -21                |
| 2019-2020      | 0         | 0             | 0                | 37          | 0               | 1                 | 2                | 40                 | 51                    | -11                |
| 2020-2021      | 0         | 1             | -1               | 32          | 0               | 0                 | 0                | 32                 | 86                    | -54                |
| 2021-2022      | 0         | 1             | -1               | 40          | 0               | 16                | 5                | 61                 | 89                    | -28                |
| <b>Average</b> | <b>0</b>  | <b>0</b>      | <b>0</b>         | <b>41</b>   | <b>0</b>        | <b>5</b>          | <b>3</b>         | <b>49</b>          | <b>75</b>             | <b>-26</b>         |



### Membership Composition June 2022 Cumulative



### Gender Composition June 2022 Cumulative

